

## SPECS









**Corolla S**  
1.8L 4-Cyl. 5-Speed Manual



**Corolla S**  
1.8L 4-Cyl. 4-Speed Auto

MECHANICAL		
<b>Engine</b>		
1.8 Liter DOHC 16-Valve 4-Cylinder with Dual Variable Valve Timing with intelligence (VVT-i) 132 hp @ 6000 rpm; 128 lb.-ft. @ 4400 rpm	S	S
<b>Ignition System</b>		
Electronic, with Toyota Direct Ignition (TDI)	S	S
<b>Emission Rating</b>		
Ultra Low Emission Vehicle II (ULEV-II)	S	S
<b>Transmission</b>		
5-speed manual transmission	S	—
4-speed Electronically Controlled automatic Transmission with intelligence (ECT-i)	—	S
<b>Drivetrain</b>		
Front-Wheel Drive (FWD)	S	S
<b>Body construction</b>		
Unitized body	S	S
<b>Suspension</b>		
Independent MacPherson strut front suspension with stabilizer bar; torsion beam rear suspension with rear stabilizer bar	S	S
<b>Steering</b>		
Electric Power Steering (EPS); power-assisted rack-and-pinion	S	S
<b>Turning circle diameter, curb to curb (ft.)</b>	35.4	35.4
<b>Brakes</b>		
Power-assisted ventilated 10.7-inch front disc brakes; 9-inch rear drum brakes with Anti-lock Brake System (ABS), Electronic Brake-force Distribution (EBD) and Brake Assist (BA) [1]	S	S
<b>DIMENSIONS</b>		
<b>Exterior Dimensions (in.)</b>		
Height	57.7	57.7
Width	69.4	69.4
Length	179.3	179.3
<b>Wheelbase</b>	102.4	102.4
<b>Track (front/rear)</b>	59.7/59.9	59.7/59.9
Ground clearance	5.8	5.8
<b>Interior Dimensions, front/rear (in.)</b>		
Head room (with moonroof)	38.8/37.2 (37.9/37.1)	38.8/37.2 (37.9/37.1)
Shoulder room	54.8/54.7	54.8/54.7
Hip room	53.0/43.9	53.0/43.9
Leg room	41.7/36.3	41.7/36.3
Seating capacity	5	5
<b>WEIGHTS AND CAPACITIES</b>		
<b>Curb weight (lb.)</b>		
Manual	2767	—
Automatic	—	2800
<b>EPA passenger volume (cu. ft.) with moonroof</b>	92.1/90.8	92.1/90.8
<b>Cargo volume [2] (cu. ft.)</b>	12.3	12.3
<b>Towing capacity (lb.) [3]</b>	1500	1500

<b>Fuel tank (gal.)</b>	13.2	13.2
<b>TIRES</b>		
<b>Size</b>		
Standard	P205/55R16	P205/55R16
Available	—	—
<b>Type</b>		
All-Season		
<b>Spare</b>		
Temporary		
<b>MILEAGE ESTIMATES</b>		
<b>Mileage Estimates (mpg city/highway) [4]</b>	28/35	26/34

— not available  standard  optional  available as part of an option package

Toyota strives to build vehicles to match customer interest and thus they typically are built with popular options and option packages. Not all options/packages are available separately and some may not be available in all regions of the country. If you would prefer a vehicle with no or different options, contact your dealer to check for current availability or the possibility of placing a special order.

Some vehicles are shown with available equipment. Seatbelts should be worn at all times. For details on vehicle specifications, standard features and available equipment in your area, contact your Toyota dealer. A vehicle with particular equipment may not be available at the dealership. Ask your Toyota dealer to help locate a specifically equipped vehicle.

All information presented herein is based on data available at the time of posting, is subject to change without notice and pertains specifically to mainland U.S.A. vehicles only (may differ in the state of Hawaii, Puerto Rico, the U.S. Virgin Islands and in other regions).